






A large grid of empty graph paper, consisting of 20 columns and 50 rows of small squares. The grid is oriented vertically, with the longer side of the page containing the grid. The lines are thin and black, creating a uniform pattern of squares across the page. There are no markings, text, or drawings on the grid.















Year	1992	1993	1994	1995	1996	1997	1998	1999	2000	2001	2002	2003	2004	2005	2006	2007	2008	2009	2010	2011	2012	2013	2014	2015	2016	2017	2018	2019	2020	2021	2022	2023	2024	2025	2026	2027	2028	2029	2030	2031	2032	2033	2034	2035	2036	2037	2038	2039	2040	2041	2042	2043	2044	2045	2046	2047	2048	2049	2050	2051	2052	2053	2054	2055	2056	2057	2058	2059	2060	2061	2062	2063	2064	2065	2066	2067	2068	2069	2070	2071	2072	2073	2074	2075	2076	2077	2078	2079	2080	2081	2082	2083	2084	2085	2086	2087	2088	2089	2090	2091	2092	2093	2094	2095	2096	2097	2098	2099	2100																						
Population	840	842	844	846	848	850	852	854	856	858	860	862	864	866	868	870	872	874	876	878	880	882	884	886	888	890	892	894	896	898	900	902	904	906	908	910	912	914	916	918	920	922	924	926	928	930	932	934	936	938	940	942	944	946	948	950	952	954	956	958	960	962	964	966	968	970	972	974	976	978	980	982	984	986	988	990	992	994	996	998	1000	1002	1004	1006	1008	1010	1012	1014	1016	1018	1020	1022	1024	1026	1028	1030	1032	1034	1036	1038	1040	1042	1044	1046	1048	1050	1052	1054	1056	1058	1060	1062	1064	1066	1068	1070	1072	1074	1076	1078	1080	1082	1084	1086	1088	1090	1092	1094	1096	1098	1100






This image shows a full-page grid of graph paper. The grid consists of 24 columns and 36 rows of small squares. The lines are thin and black, forming a uniform pattern across the entire page. There are no margins, text, or other markings on the grid.







日期	项目	金额	备注
2024-01-01	银行存款	100000	期初余额
2024-01-05	应收账款	50000	销售货款
2024-01-10	应付账款	30000	采购货款
2024-01-15	预收账款	20000	预收货款
2024-01-20	预付账款	10000	预付货款
2024-01-25	其他应收款	5000	应收利息
2024-01-30	其他应付款	20000	应付利息
2024-02-01	银行存款	100000	期末余额
2024-02-05	应收账款	50000	销售货款
2024-02-10	应付账款	30000	采购货款
2024-02-15	预收账款	20000	预收货款
2024-02-20	预付账款	10000	预付货款
2024-02-25	其他应收款	5000	应收利息
2024-02-30	其他应付款	20000	应付利息
2024-03-01	银行存款	100000	期末余额
2024-03-05	应收账款	50000	销售货款
2024-03-10	应付账款	30000	采购货款
2024-03-15	预收账款	20000	预收货款
2024-03-20	预付账款	10000	预付货款
2024-03-25	其他应收款	5000	应收利息
2024-03-30	其他应付款	20000	应付利息
2024-04-01	银行存款	100000	期末余额
2024-04-05	应收账款	50000	销售货款
2024-04-10	应付账款	30000	采购货款
2024-04-15	预收账款	20000	预收货款
2024-04-20	预付账款	10000	预付货款
2024-04-25	其他应收款	5000	应收利息
2024-04-30	其他应付款	20000	应付利息
2024-05-01	银行存款	100000	期末余额
2024-05-05	应收账款	50000	销售货款
2024-05-10	应付账款	30000	采购货款
2024-05-15	预收账款	20000	预收货款
2024-05-20	预付账款	10000	预付货款
2024-05-25	其他应收款	5000	应收利息
2024-05-30	其他应付款	20000	应付利息
2024-06-01	银行存款	100000	期末余额
2024-06-05	应收账款	50000	销售货款
2024-06-10	应付账款	30000	采购货款
2024-06-15	预收账款	20000	预收货款
2024-06-20	预付账款	10000	预付货款
2024-06-25	其他应收款	5000	应收利息
2024-06-30	其他应付款	20000	应付利息

This image shows a large, empty grid table, characteristic of a spreadsheet or data entry form. The table consists of approximately 27 columns and 45 rows of small, uniform cells. The grid is composed of thin black lines forming a rectangular structure. There is no text or data present in any of the cells.