








This image shows a table with a grid pattern, but the text is extremely faint and blurry, making it completely illegible. The table appears to have multiple columns and rows, but no specific data can be discerned. The grid lines are visible, but the content within the cells is lost to noise and blur.

Project Management Summary									
Project Overview		Schedule & Progress			Resource Allocation			Financials	
ID	Name	Start	End	Progress (%)	Team Lead	Members	Budget (k\$)	Actual (k\$)	Variance
P001	Website Redesign	2023-01-15	2023-04-30	95	J. Doe	5	120	115	+5
P002	Mobile App Dev	2023-02-01	2023-05-31	80	A. Smith	4	150	140	+10
P003	Database Migration	2023-03-10	2023-03-25	100	M. Johnson	3	80	80	0
P004	UX Research	2023-01-20	2023-02-28	100	S. Lee	2	40	40	0
P005	Backend API	2023-02-15	2023-04-15	70	D. Kim	3	90	95	-5
P006	Frontend UI	2023-03-01	2023-04-30	60	E. Brown	4	110	100	+10
P007	QA & Testing	2023-04-01	2023-05-15	40	F. Green	2	60	65	-5
P008	Deployment	2023-05-01	2023-05-31	10	G. White	1	20	15	+5
P009	Documentation	2023-01-10	2023-02-28	100	H. Black	2	30	30	0
P010	Security Audit	2023-04-15	2023-05-31	50	I. Grey	2	50	50	0
Total Projects: 10   Total Budget: 800 k\$   Total Actual: 775 k\$   Total Variance: +25 k\$									


The image displays a grid of vertical bars. Each bar is a thin, vertical rectangle. The bars are arranged in a regular grid pattern. The height of each bar varies, creating a series of vertical lines of different lengths. The bars are evenly spaced horizontally. The overall appearance is that of a barcode or a data visualization where the vertical dimension represents a specific value for each bar.







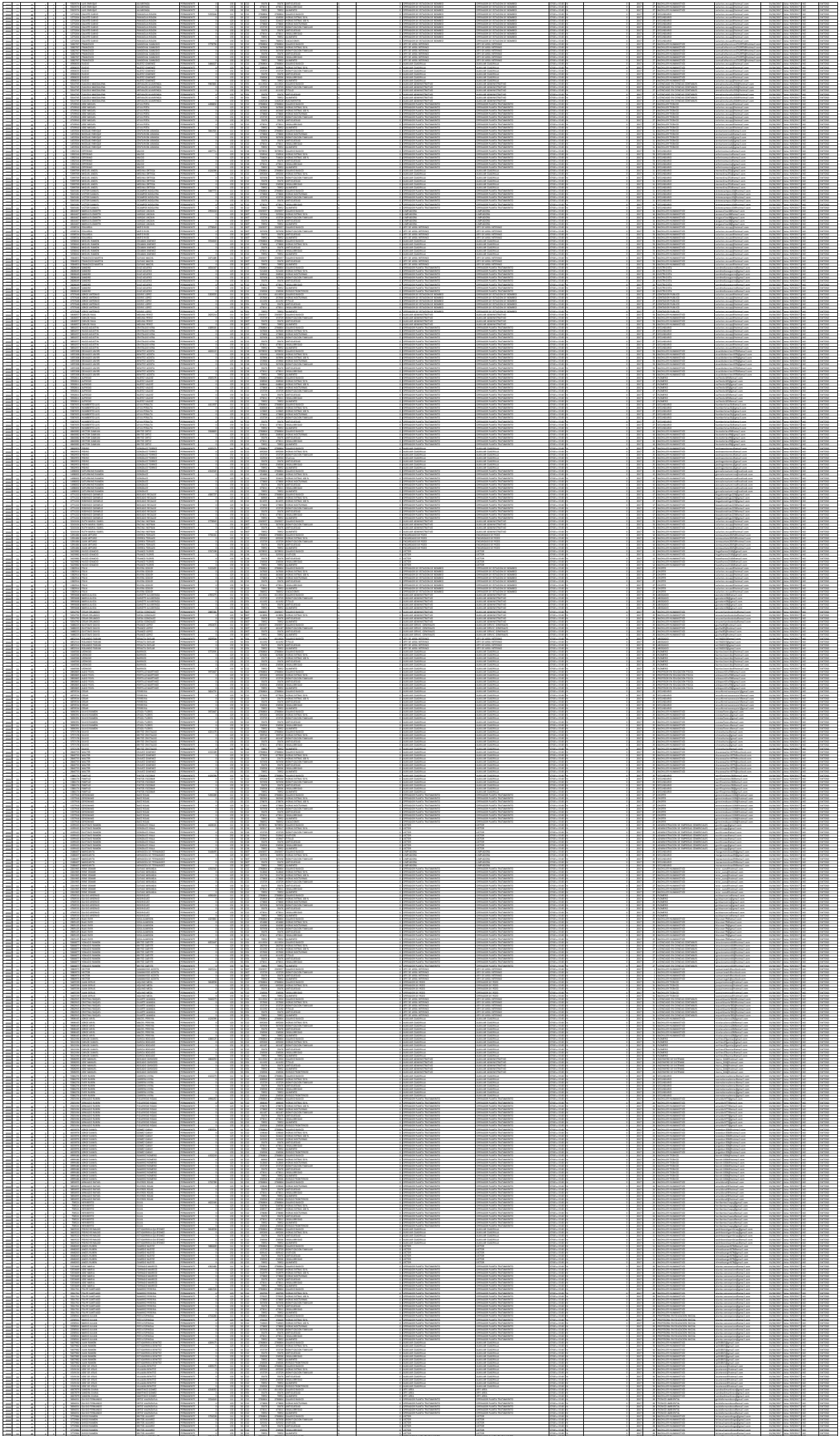





The image shows a standard sheet of graph paper with a grid of small squares. In the center of the page, there is a large, faint watermark that is mostly illegible. The watermark appears to be a circular logo or emblem, possibly containing a stylized letter or symbol, but the details are too faded to discern. The grid lines are evenly spaced and cover the entire page area.













Year	1998	1999	2000	2001	2002	2003	2004	2005	2006	2007	2008	2009	2010	2011	2012	2013	2014	2015	2016	2017	2018	2019	2020	2021	2022	2023	2024	2025	2026	2027	2028	2029	2030	2031	2032	2033	2034	2035	2036	2037	2038	2039	2040	2041	2042	2043	2044	2045	2046	2047	2048	2049	2050	2051	2052	2053	2054	2055	2056	2057	2058	2059	2060	2061	2062	2063	2064	2065	2066	2067	2068	2069	2070	2071	2072	2073	2074	2075	2076	2077	2078	2079	2080	2081	2082	2083	2084	2085	2086	2087	2088	2089	2090	2091	2092	2093	2094	2095	2096	2097	2098	2099																																																																																																																																																																																																																																																																																																																																				
Population	15000000	15200000	15400000	15600000	15800000	16000000	16200000	16400000	16600000	16800000	17000000	17200000	17400000	17600000	17800000	18000000	18200000	18400000	18600000	18800000	19000000	19200000	19400000	19600000	19800000	20000000	20200000	20400000	20600000	20800000	21000000	21200000	21400000	21600000	21800000	22000000	22200000	22400000	22600000	22800000	23000000	23200000	23400000	23600000	23800000	24000000	24200000	24400000	24600000	24800000	25000000	25200000	25400000	25600000	25800000	26000000	26200000	26400000	26600000	26800000	27000000	27200000	27400000	27600000	27800000	28000000	28200000	28400000	28600000	28800000	29000000	29200000	29400000	29600000	29800000	30000000	30200000	30400000	30600000	30800000	31000000	31200000	31400000	31600000	31800000	32000000	32200000	32400000	32600000	32800000	33000000	33200000	33400000	33600000	33800000	34000000	34200000	34400000	34600000	34800000	35000000	35200000	35400000	35600000	35800000	36000000	36200000	36400000	36600000	36800000	37000000	37200000	37400000	37600000	37800000	38000000	38200000	38400000	38600000	38800000	39000000	39200000	39400000	39600000	39800000	40000000	40200000	40400000	40600000	40800000	41000000	41200000	41400000	41600000	41800000	42000000	42200000	42400000	42600000	42800000	43000000	43200000	43400000	43600000	43800000	44000000	44200000	44400000	44600000	44800000	45000000	45200000	45400000	45600000	45800000	46000000	46200000	46400000	46600000	46800000	47000000	47200000	47400000	47600000	47800000	48000000	48200000	48400000	48600000	48800000	49000000	49200000	49400000	49600000	49800000	50000000	50200000	50400000	50600000	50800000	51000000	51200000	51400000	51600000	51800000	52000000	52200000	52400000	52600000	52800000	53000000	53200000	53400000	53600000	53800000	54000000	54200000	54400000	54600000	54800000	55000000	55200000	55400000	55600000	55800000	56000000	56200000	56400000	56600000	56800000	57000000	57200000	57400000	57600000	57800000	58000000	58200000	58400000	58600000	58800000	59000000	59200000	59400000	59600000	59800000	60000000	60200000	60400000	60600000	60800000	61000000	61200000	61400000	61600000	61800000	62000000	62200000	62400000	62600000	62800000	63000000	63200000	63400000	63600000	63800000	64000000	64200000	64400000	64600000	64800000	65000000	65200000	65400000	65600000	65800000	66000000	66200000	66400000	66600000	66800000	67000000	67200000	67400000	67600000	67800000	68000000	68200000	68400000	68600000	68800000	69000000	69200000	69400000	69600000	69800000	70000000	70200000	70400000	70600000	70800000	71000000	71200000	71400000	71600000	71800000	72000000	72200000	72400000	72600000	72800000	73000000	73200000	73400000	73600000	73800000	74000000	74200000	74400000	74600000	74800000	75000000	75200000	75400000	75600000	75800000	76000000	76200000	76400000	76600000	76800000	77000000	77200000	77400000	77600000	77800000	78000000	78200000	78400000	78600000	78800000	79000000	79200000	79400000	79600000	79800000	80000000	80200000	80400000	80600000	80800000	81000000	81200000	81400000	81600000	81800000	82000000	82200000	82400000	82600000	82800000	83000000	83200000	83400000	83600000	83800000	84000000	84200000	84400000	84600000	84800000	85000000	85200000	85400000	85600000	85800000	86000000	86200000	86400000	86600000	86800000	87000000	87200000	87400000	87600000	87800000	88000000	88200000	88400000	88600000	88800000	89000000	89200000	89400000	89600000	89800000	90000000	90200000	90400000	90600000	90800000	91000000	91200000	91400000	91600000	91800000	92000000	92200000	92400000	92600000	92800000	93000000	93200000	93400000	93600000	93800000	94000000	94200000	94400000	94600000	94800000	95000000	95200000	95400000	95600000	95800000	96000000	96200000	96400000	96600000	96800000	97000000	97200000	97400000	97600000	97800000	98000000	98200000	98400000	98600000	98800000	99000000	99200000	99400000	99600000	99800000	100000000

A large grid of approximately 30 columns and 100 rows is visible, spanning most of the page width. The grid contains very faint, illegible text and numbers, which appear to be bleed-through from the reverse side of the paper or a watermark. The content within the grid is too light to be accurately transcribed or summarized.