


This image shows a highly repetitive and dense grid of data. The grid is composed of numerous columns and rows, with each cell containing a small, illegible value. The data appears to be organized into several distinct vertical sections, likely representing different categories or time periods. The overall appearance is that of a large-scale data dump or a detailed ledger, where individual entries are too small to be discernible as text. The table spans the entire width and height of the page, with a consistent header row at the top and a dense body of data below. The colors are primarily black, white, and light gray, with a thin blue line at the top edge of the grid.


The image displays a grid of small, illegible text or data points, likely representing a page of a document that has been heavily blurred or is a scan of a low-resolution source. The text is too small to be transcribed accurately.










Year	1990	1991	1992	1993	1994	1995	1996	1997	1998	1999	2000	2001	2002	2003	2004	2005	2006	2007	2008	2009	2010	2011	2012	2013	2014	2015	2016	2017	2018	2019	2020	2021	2022	2023	2024	2025	2026	2027	2028	2029	2030	2031	2032	2033	2034	2035	2036	2037	2038	2039	2040	2041	2042	2043	2044	2045	2046	2047	2048	2049	2050	2051	2052	2053	2054	2055	2056	2057	2058	2059	2060	2061	2062	2063	2064	2065	2066	2067	2068	2069	2070	2071	2072	2073	2074	2075	2076	2077	2078	2079	2080	2081	2082	2083	2084	2085	2086	2087	2088	2089	2090	2091	2092	2093	2094	2095	2096	2097	2098	2099	2100																																																																						
Population	100000	105000	110000	115000	120000	125000	130000	135000	140000	145000	150000	155000	160000	165000	170000	175000	180000	185000	190000	195000	200000	205000	210000	215000	220000	225000	230000	235000	240000	245000	250000	255000	260000	265000	270000	275000	280000	285000	290000	295000	300000	305000	310000	315000	320000	325000	330000	335000	340000	345000	350000	355000	360000	365000	370000	375000	380000	385000	390000	395000	400000	405000	410000	415000	420000	425000	430000	435000	440000	445000	450000	455000	460000	465000	470000	475000	480000	485000	490000	495000	500000	505000	510000	515000	520000	525000	530000	535000	540000	545000	550000	555000	560000	565000	570000	575000	580000	585000	590000	595000	600000	605000	610000	615000	620000	625000	630000	635000	640000	645000	650000	655000	660000	665000	670000	675000	680000	685000	690000	695000	700000	705000	710000	715000	720000	725000	730000	735000	740000	745000	750000	755000	760000	765000	770000	775000	780000	785000	790000	795000	800000	805000	810000	815000	820000	825000	830000	835000	840000	845000	850000	855000	860000	865000	870000	875000	880000	885000	890000	895000	900000	905000	910000	915000	920000	925000	930000	935000	940000	945000	950000	955000	960000	965000	970000	975000	980000	985000	990000	995000	1000000
GDP	10000000000	10500000000	11000000000	11500000000	12000000000	12500000000	13000000000	13500000000	14000000000	14500000000	15000000000	15500000000	16000000000	16500000000	17000000000	17500000000	18000000000	18500000000	19000000000	19500000000	20000000000	20500000000	21000000000	21500000000	22000000000	22500000000	23000000000	23500000000	24000000000	24500000000	25000000000	25500000000	26000000000	26500000000	27000000000	27500000000	28000000000	28500000000	29000000000	29500000000	30000000000	30500000000	31000000000	31500000000	32000000000	32500000000	33000000000	33500000000	34000000000	34500000000	35000000000	35500000000	36000000000	36500000000	37000000000	37500000000	38000000000	38500000000	39000000000	39500000000	40000000000	40500000000	41000000000	41500000000	42000000000	42500000000	43000000000	43500000000	44000000000	44500000000	45000000000	45500000000	46000000000	46500000000	47000000000	47500000000	48000000000	48500000000	49000000000	49500000000	50000000000	50500000000	51000000000	51500000000	52000000000	52500000000	53000000000	53500000000	54000000000	54500000000	55000000000	55500000000	56000000000	56500000000	57000000000	57500000000	58000000000	58500000000	59000000000	59500000000	60000000000	60500000000	61000000000	61500000000	62000000000	62500000000	63000000000	63500000000	64000000000	64500000000	65000000000	65500000000	66000000000	66500000000	67000000000	67500000000	68000000000	68500000000	69000000000	69500000000	70000000000	70500000000	71000000000	71500000000	72000000000	72500000000	73000000000	73500000000	74000000000	74500000000	75000000000	75500000000	76000000000	76500000000	77000000000	77500000000	78000000000	78500000000	79000000000	79500000000	80000000000	80500000000	81000000000	81500000000	82000000000	82500000000	83000000000	83500000000	84000000000	84500000000	85000000000	85500000000	86000000000	86500000000	87000000000	87500000000	88000000000	88500000000	89000000000	89500000000	90000000000	90500000000	91000000000	91500000000	92000000000	92500000000	93000000000	93500000000	94000000000	94500000000	95000000000	95500000000	96000000000	96500000000	97000000000	97500000000	98000000000	98500000000	99000000000	99500000000	100000000000
Per Capita Income	10000	10500	11000	11500	12000	12500	13000	13500	14000	14500	15000	15500	16000	16500	17000	17500	18000	18500	19000	19500	20000	20500	21000	21500	22000	22500	23000	23500	24000	24500	25000	25500	26000	26500	27000	27500	28000	28500	29000	29500	30000	30500	31000	31500	32000	32500	33000	33500	34000	34500	35000	35500	36000	36500	37000	37500	38000	38500	39000	39500	40000	40500	41000	41500	42000	42500	43000	43500	44000	44500	45000	45500	46000	46500	47000	47500	48000	48500	49000	49500	50000	50500	51000	51500	52000	52500	53000	53500	54000	54500	55000	55500	56000	56500	57000	57500	58000	58500	59000	59500	60000	60500	61000	61500	62000	62500	63000	63500	64000	64500	65000	65500	66000	66500	67000	67500	68000	68500	69000	69500	70000	70500	71000	71500	72000	72500	73000	73500	74000	74500	75000	75500	76000	76500	77000	77500	78000	78500	79000	79500	80000	80500	81000	81500	82000	82500	83000	83500	84000	84500	85000	85500	86000	86500	87000	87500	88000	88500	89000	89500	90000	90500	91000	91500	92000	92500	93000	93500	94000	94500	95000	95500	96000	96500	97000	97500	98000	98500	99000	99500	100000


















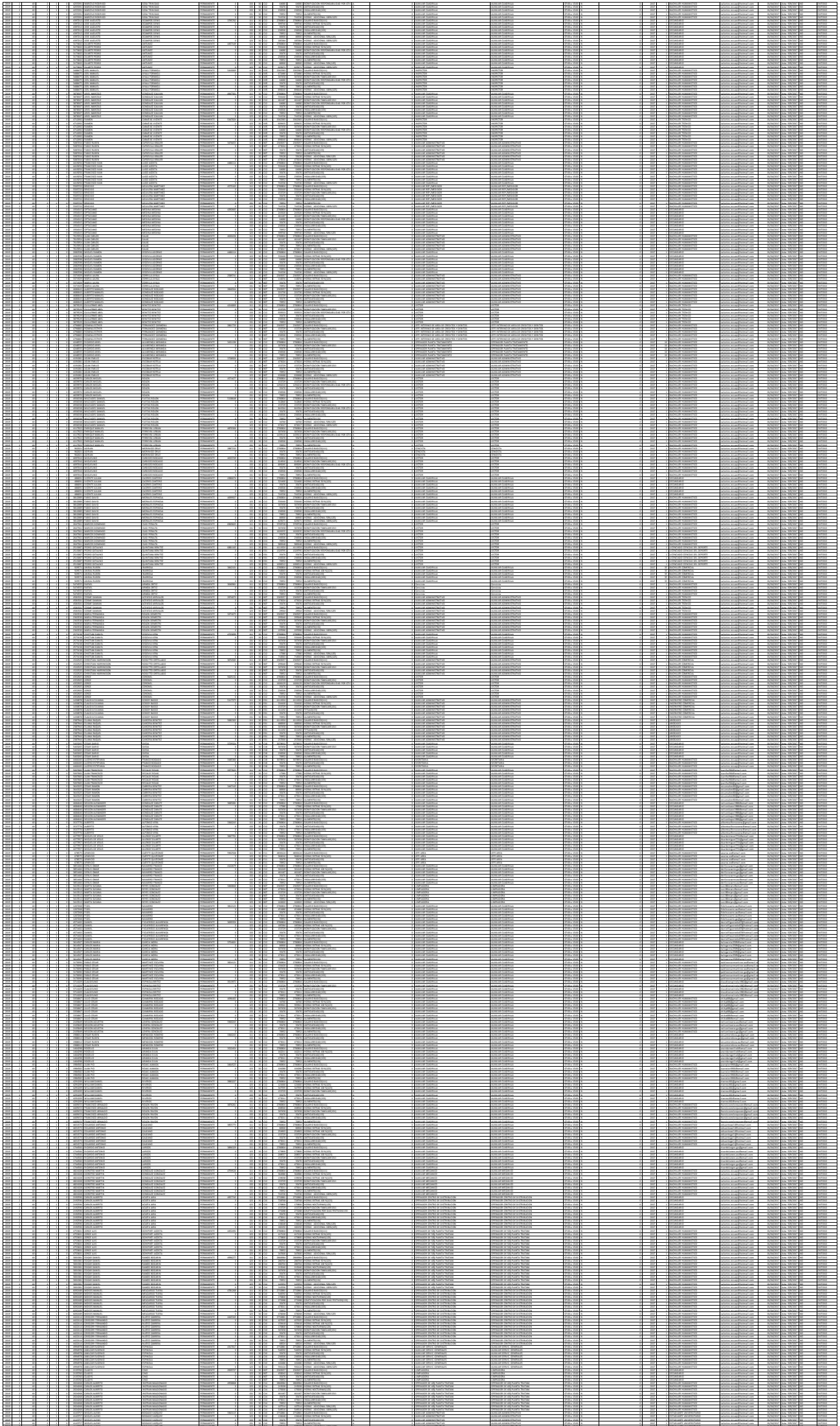





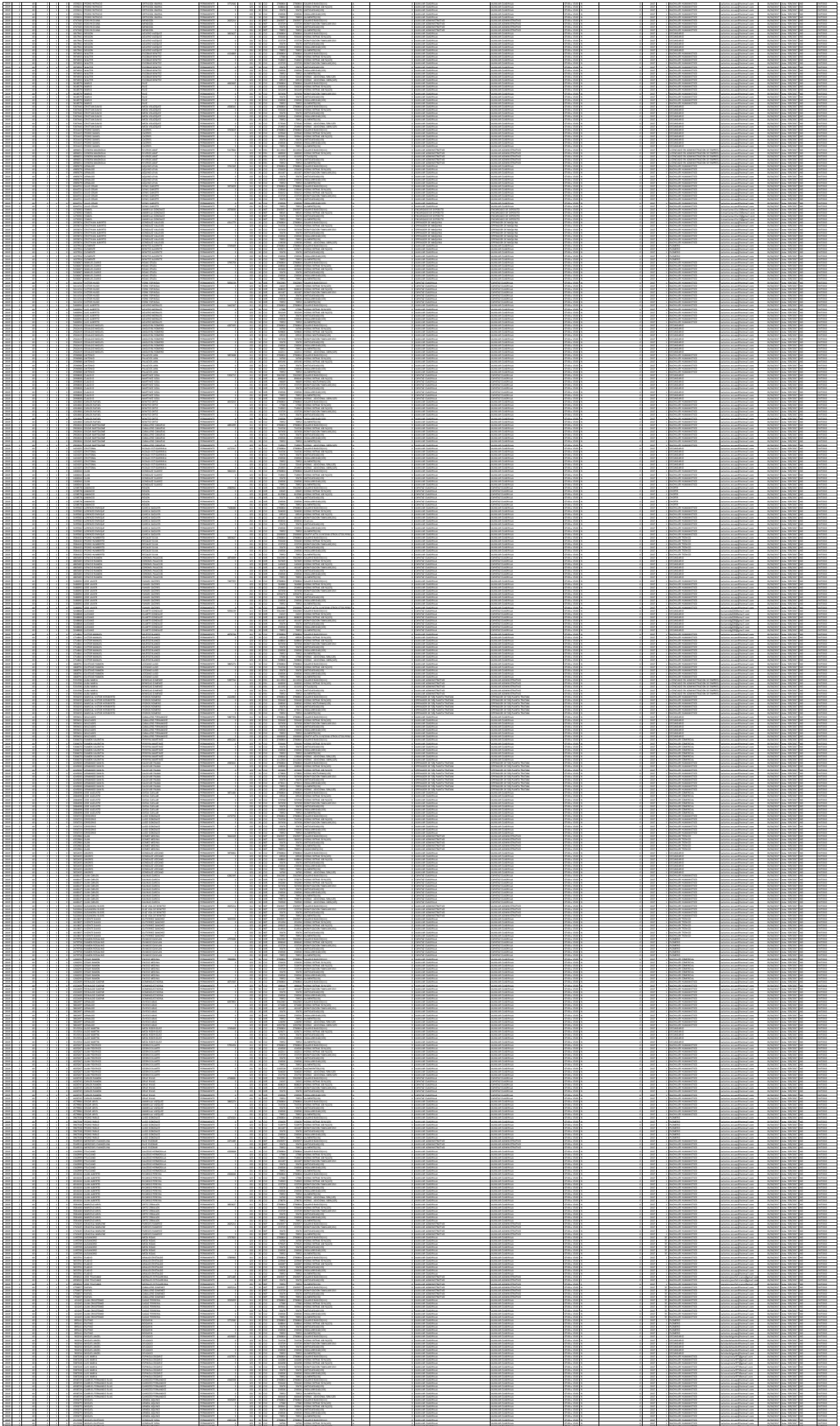







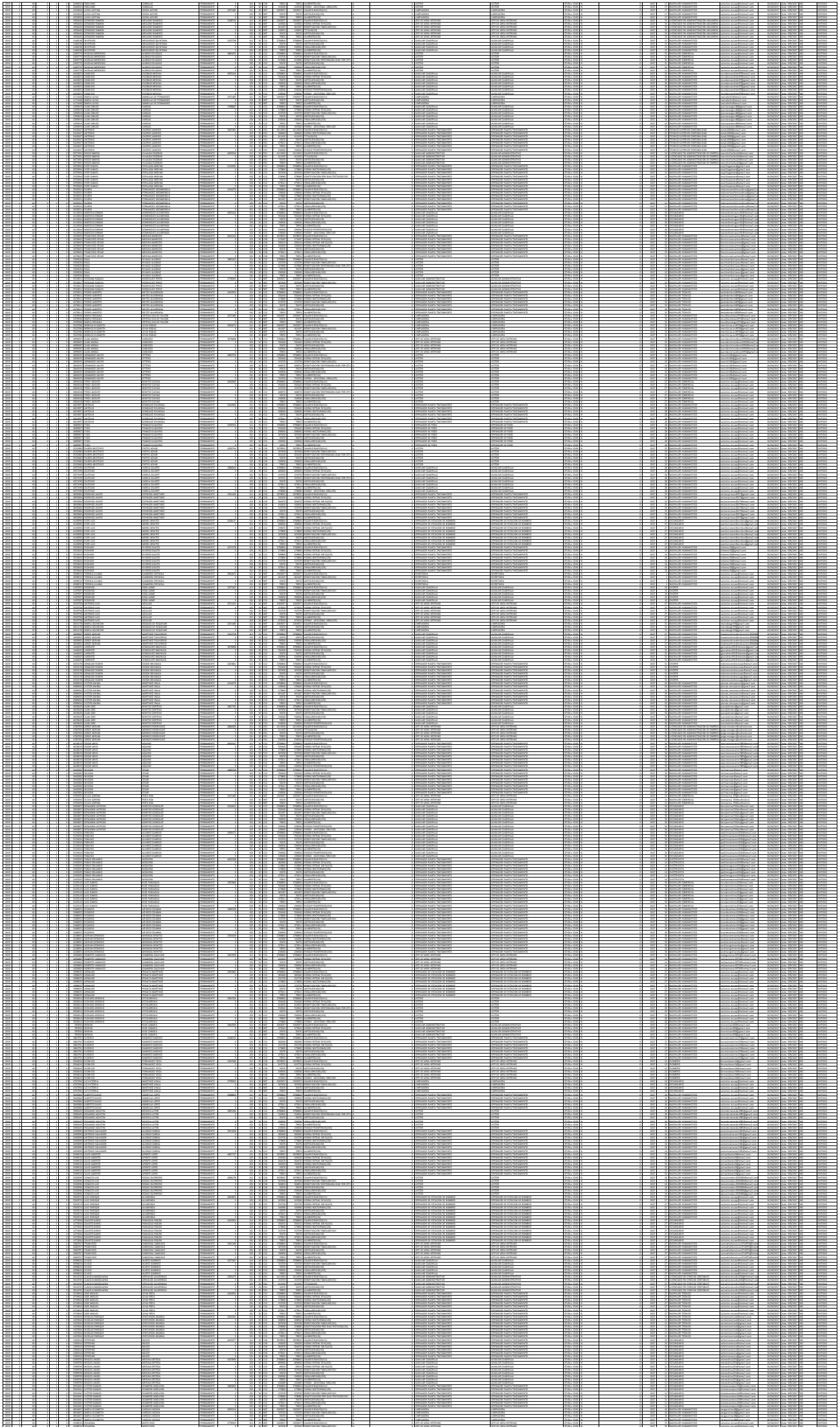










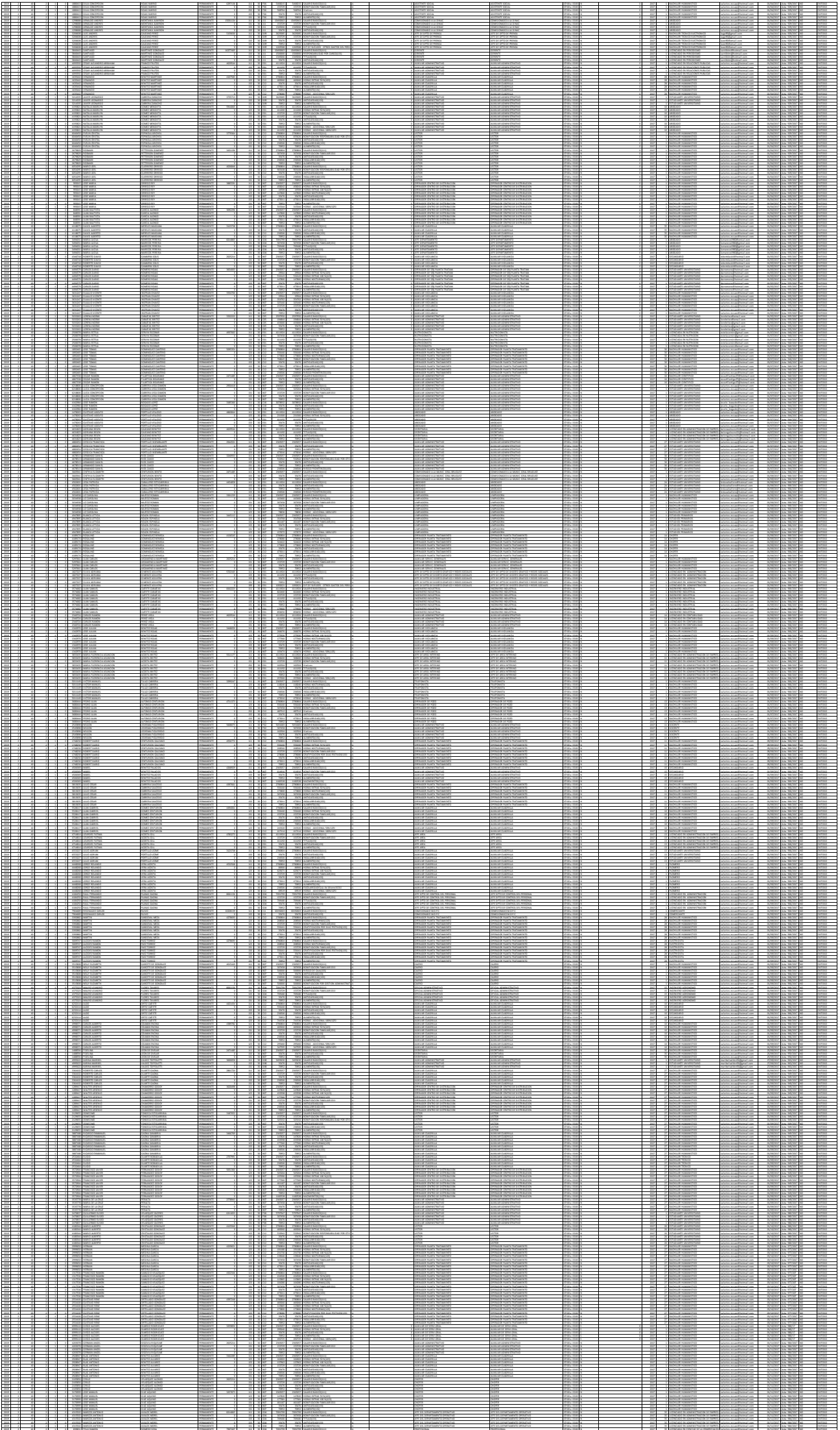












A large grid of graph paper with a vertical margin line on the left side. The grid consists of many small squares, typical of graph paper used for mathematics or science. The margin line is positioned approximately one-tenth of the way from the left edge of the page. The grid extends across the rest of the page, leaving a narrow margin on the right side.

